


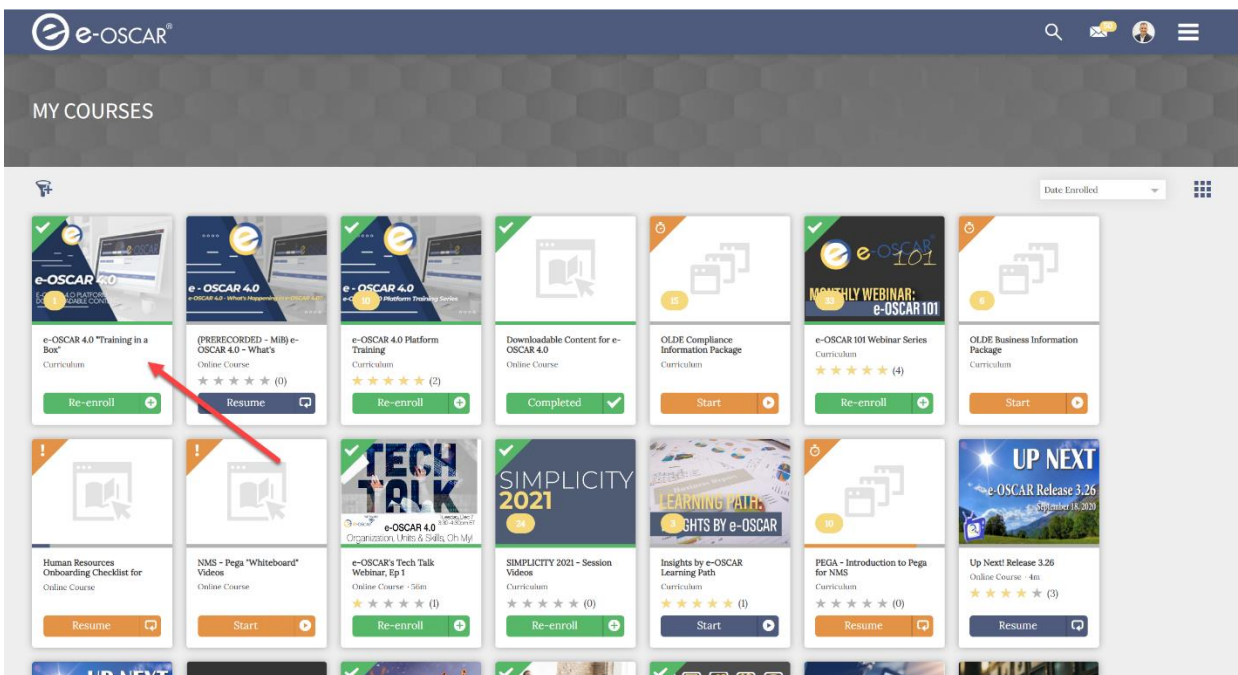
The e-OSCAR 4.0 “Training in a Box” content will be assigned to you within the e-OSCAR Learning Management System ([www.e-oscar-training.org](http://www.e-oscar-training.org)).

Upon logging into the LMS, you can access our materials by clicking on the “My Courses” tile:

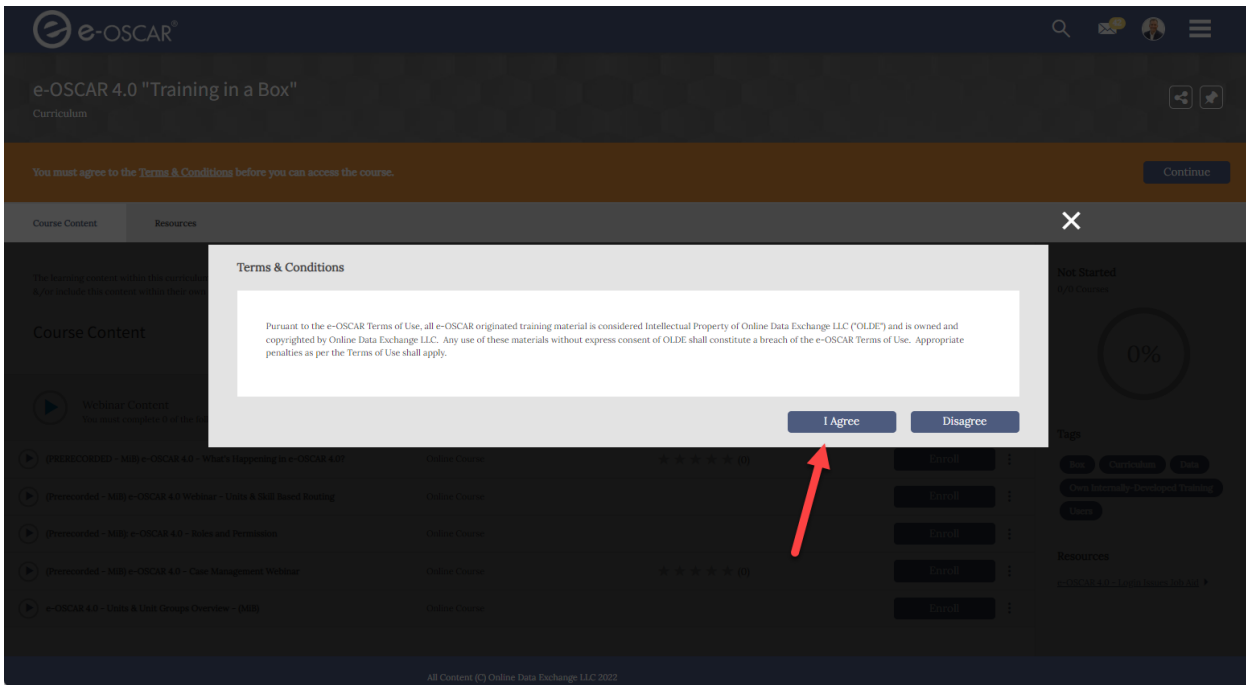


You will then see a page that details content that you have enrolled in or that has been assigned to you. It should look similar to the image below:

Look for the tile called “e-OSCAR 4.0 ‘Training in a Box’”. You will be prompted to Start that course by clicking the appropriate link.



You will be prompted to agree to our Terms of Use. Click “Continue” to proceed.



You will then see the Training in a Box contents page. Please note that there are two tabs – course content & resources. The Course content tab contains a short video that will walk you through how to download your content. The Resources link includes all of our content in downloadable form.

